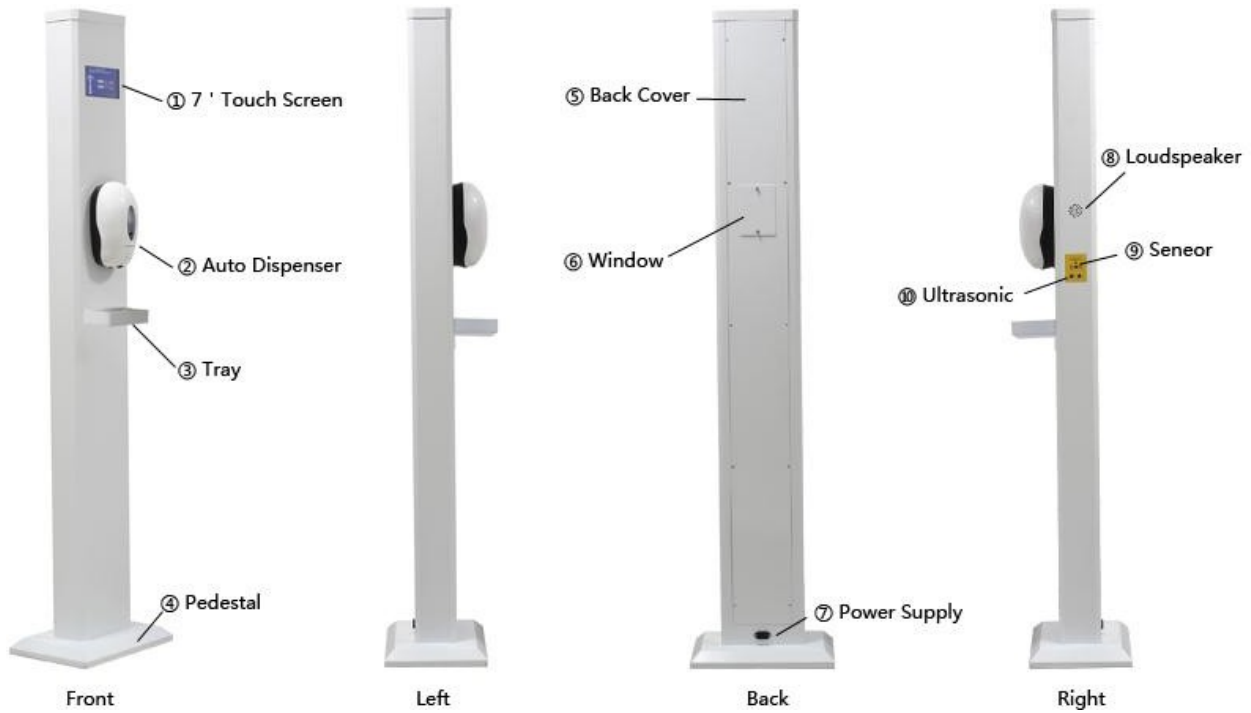


Zortemp 1000

Instruction Manual

Thank you for purchasing the Zortemp 1000 Fever Detection System. Please take a moment to review the setup and operational information here.



**Read temperature on
your wrist or forehead**

(sensor position set at factory)

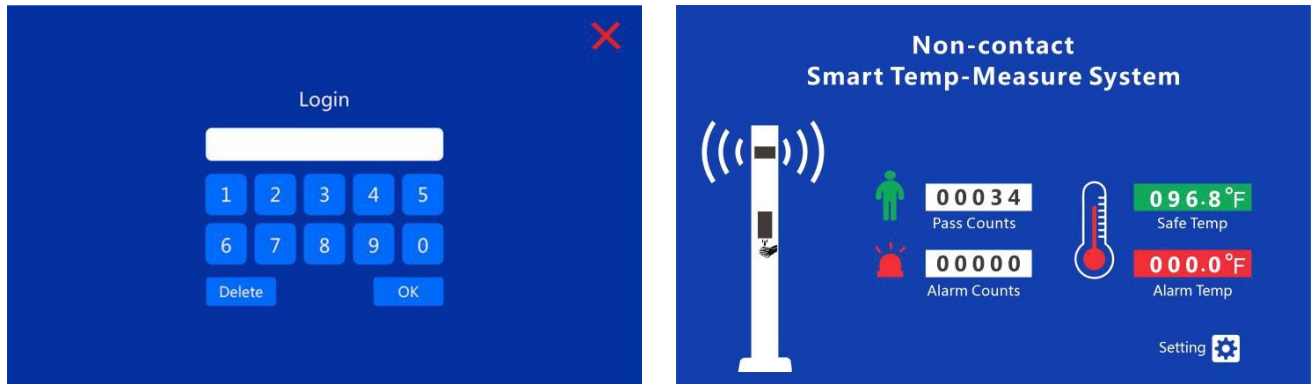


Initial Setup

The Zortemp 1000 is a complete, “Stand Alone” unit. Simply unbox the unit, remove all packing material and plastic protectors; then plug the unit into the wall using the provided power connection cable. The Zortemp 1000 can be plugged into any outlet that provides 110VAC - 240VAC.

Control Panel Settings

The Zortemp's graphic interface is a touch screen with very simple controls. To make changes, press the "Setting" icon in the bottom right hand corner of the screen. Type in the default password of 1234, then press OK.



You'll be able to change the following options:



- Language: Select the language you use as your primary language. In most cases this will be selected as "English".
- Temperature: Choose either Celsius or Fahrenheit
- Voice / Volume - slide the volume bar to the appropriate setting to enable you to hear the alarms or information given. Sliding the volume control all the way to the left will turn all sounds off.
- Voice On/Off - if your temperature is in the expected safe range, you'll hear the word "Safe". If your temperature is outside the expected safe range, you'll hear the word

“Abnormal” and a siren will sound. You have the option of turning off the Safe and/or Abnormal sounds. Simply touch the box until you see a green check mark indicating sounds will be heard, or a red X indicating no voice will be heard.

- Data/Counter: The unit displays the number of people that pass and the number of people that fail. You can clear these counters by simply touching the X on the right hand side of the counter.
- Alarm Threshold: use the up and down arrow keys to select the temperature at which an alarm will sound. Suggested range is 2 degrees higher than a normal temperature reading on the unit. For example - if the normal, average reading on the Zortemp 1000 is 97.8, we suggest setting the alarm threshold to 99.8

After setting the variables as desired, click the confirm button at the bottom of the screen to exit the Setup Menu.

Hand Sanitizer

An automated hand sanitizer dispenser is attached to the front of the Zortemp 1000. This convenient feature makes it easy for anyone entering your facility to make sure they have clean hands.

Simply cup your hands under the motion activated sensors near the bottom of the dispenser, and the appropriate amount of sanitizing gel will be dispensed into your hands.

Once you have the sanitizing gel in your hands, rub your hands together in a manner that evenly distributes the sanitizing gel all over each of your hands. The gel dries quickly, so there is no need to use paper towels to dry your hands.

The dispenser is re-fillable and has a capacity of 1000ML. It requires 4 AA batteries.

Operations

Walk up to the unit, and hold your wrist approximately 1 - 2 inches away from the temperature sensors on the right hand side of the Zortemp 1000.

The screen will display the body temperature and give an audible indicator of pass or fail.

It is important to note that a secondary “medical” thermometer should be used to confirm if a person has a fever that may require additional medical treatment.

Calibration

The Zortemp 1000 is designed for operating indoors and in a temperature controlled environment. The Zortemp 1000 does not require calibration. All temperature sensors

are set at the factory to properly display the correct temperature. However, changing environments may lead to small shifts in how the sensor detect and display temperature. From time to time, it is advisable to compare the Zortemp 1000 readings to a medical thermometer. If there is a notable difference, simply change the “alarm” temperature on the Zortemp 1000 to appropriately reflect what you need.

Options

There are built in options for the Zortemp 1000 that allow for interfacing with access control software or for sending signals for controlling doors, turnstiles, etc.

- Voltage Contact Point: there is a contact point available to supply 5VDC when a person gets a “safe” reading. Contact Technical Support for assistance with connecting and using this option.
- Wifi Connection: The hardware for this option is now available, but software updates are still in the works to enable connectivity.

Disclaimer

Our products are not used to diagnose the coronavirus. Zorpro is not advertising our scanners for use in the medical industry or for medical purposes. Our products can identify individuals in a population that show higher than average temperature based on the set parameters. Our scanners do not find individuals experiencing coronavirus symptoms. There is no way to thermally detect an infected individual who doesn't have an elevated body temperature. Only a licensed medical professional can determine if a “hot” individual is experiencing an abnormal medical condition.

Warranty

The Zortemp 1000 is covered by a one year warranty against manufacture defects. All warranty replacement and repair must be approved by Zorpro prior to replacement or repair of the unit. Obvious abuse or neglect of the Zortemp 1000, will negate any warranty coverage. The warranty does not cover damage caused by dropping the unit or tipping it over on the floor or other hard surfaces.


the set parameters. Our scanners do not find individuals experiencing coronavirus symptoms. There is no way to thermally detect an infected individual who doesn't have an elevated body temperature. Only a licensed medical professional can determine if a "hot" individual is experiencing an abnormal medical condition.

Warranty

The Zortemp 1000 is covered by a one year warranty against manufacture defects. All warranty replacement and repair must be approved by Zorpro prior to replacement or repair of the unit. Obvious abuse or neglect of the Zortemp 1000, will negate any warranty coverage. The warranty does not cover damage caused by dropping the unit or tipping it over on the floor or other hard surfaces.

Technical Specifications


INFRARED BODY TEMPERATURE DETECTOR



ZORPRO
Make the World Safer


Model: **Zortemp1000 Body Temperature Sensing Stand**

◆ Product Introduction




The Zortemp 1000 combines a professional IPS screen and a built-in high precision infrared temperature sensor, which can quickly measure temperature in the detection area to ensure accurate and efficient temp.


Users only need to place their wrist or forehead near the detection point and can quickly and accurately identify their temp.




Non-contact
Detection of 5~10cm, Disinfect Hand at same time



7H IPS Screen:
Pass Count
Alarm Counts
Safe Temp.
Alarm Temp.



Adjustable
Alarm Temp.
Threshold,
Sound/Bisual
Alarming



Real Time
Broadcast
For Normal
Abnormal
Temp.

◆ Parameter

No.	Technical Standard	Technical Parameter	
1	Display	7InchIPSDisplay	
2	SensorHeight	100cm(customizable)	
3	Sensor	1Sensor(2optional)	
4	Data Display	Real-timedisplayof temperature,etc.	
5	Alarm Temperature	≈37°C(adjustable)	
6	TestPosition	ForeheadandWrist	
7	Accuracy	±0.3°C	
8	TemperatureUnit	CelsiusDegree/Fahrenheit(Setbeforeleavingfactory)	
8	Pass Rate	60person/minute	
9	Language	English	
10	FullIntegratedDesign	Easy Self installation	
11	Product Size	410(L)x1850(H)x280(W)mm	
12	Material	SPCC(Durable)	
13	Certificate	CEApproved,ISO14001-ISO9001-OHSAS18001	
14	N.W./G.W.	26kg/66kg	
	Packing Size	1950*440*560mm/Woodencase	
18	Working Environment	Working-Temp	-20~45°C
		Humidity	≤90A(RH)
		Working Boltage	AC100-240,50~60Hz
		Location	Indoor,Semi-outdoor,nosunlight
19	Warranty	12month	
	Application	TrainStation,School, Hospital,OfficeBuilding,etc.	

Product Warranty, Disclaimers, Terms and Conditions, Returns

1. Limited Product Warranty

1.1. Limited Warranty. Zorpro warrants to original Buyer that for a period of one (1) year from the date of shipment of the product that such product will materially conform to specifications set forth in the Instruction Manual and be free from material defects in material and workmanship.

1.2. Disclaimer: **EXCEPT FOR THE WARRANTY SET FORTH IN SECTION 1.1 ABOVE, ZORPRO MAKES NO WARRANTY WHATSOEVER WITH RESPECT TO THE PRODUCT, INCLUDING ANY (A) WARRANTY OF MERCHANTABILITY; OR (B) WARRANTY OF FITNESS FOR A PARTICULAR PURPOSE; WHETHER EXPRESS OR IMPLIED BY LAW, COURSE OF DEALING, COURSE OF PERFORMANCE, USAGE OF TRADE OR OTHERWISE.**

1.3. Limitation of Remedy. Buyer's sole and exclusive remedy for any defect in the product, whether the claim arises by virtue of the limited warranty or otherwise, shall be limited to the repair or replacement (at Zorpro's option) of such product. If, within the warranty period, Buyer believes the product to be defective, Buyer must promptly notify Zorpro of the nature of the defect. The product may not be returned without first obtaining Zorpro's authorization and shipping instructions. If the product is defective and Zorpro is unable to repair the product to conform to the limited warranty, Zorpro will, at its option, either refund the purchase price or provide a replacement product which conforms to the limited warranty. The replaced or repaired product will have a limited warranty of 365 days from delivery of original product purchase date.

2. Limitation of Liability

2.1 No Consequential or Indirect Damages. IN NO EVENT SHALL ZORPRO BE LIABLE TO BUYER, OR ANY THIRD PARTY FOR CONSEQUENTIAL, INDIRECT, INCIDENTAL, SPECIAL, EXEMPLARY, PUNITIVE OR ENHANCED DAMAGES, OR LOST PROFITS OR REVENUES, ARISING OUT OF, RELATING TO, OR IN CONNECTION WITH ANY BREACH OF THIS AGREEMENT, REGARDLESS OF (A) WHETHER SUCH DAMAGES WERE FORESEEABLE, (B) WHETHER OR NOT ZORPRO WAS ADVISED OF THE POSSIBILITY OF SUCH DAMAGES AND (C) THE LEGAL OR EQUITABLE THEORY (CONTRACT, TORT OR OTHERWISE) UPON WHICH THE CLAIM IS BASED.

2.2. Maximum Liability. IN NO EVENT SHALL ZORPRO'S LIABILITY ARISING OUT OF OR RELATED TO THIS AGREEMENT, WHETHER ARISING OUT OF OR RELATED

TO BREACH OF CONTRACT, TORT (INCLUDING NEGLIGENCE) OR OTHERWISE, EXCEED THE TOTAL OF THE AMOUNT PAID TO ZORPRO FOR THE PRODUCT.

Buyer acknowledges and agrees that the parties entered into the agreement for the sale and purchase of the product in reliance upon the limitations of liability set forth in this Section 2, that the same reflect an allocation of risk between the parties (including the risk that a contract remedy may fail of its essential purpose and cause consequential loss), and that the same form an essential basis of the bargain between the parties.

3. Governing Law and Forum.

This Agreement and all documents related to the product, and all matters arising out of or relating to this Agreement, whether sounding in contract, tort, or statute, are governed by, and construed in accordance with, the laws of the State of Utah, United States of America, without giving effect to the conflict of laws provisions thereof to the extent such principles or rules would require or permit the application of the laws of any jurisdiction other than those of the State of Utah. Buyer irrevocably consents to the exclusive jurisdiction of the Fourth District Court, State of Utah, in and for Utah County, regarding all controversies between the parties.

4. Modification. None of these terms and conditions may be modified, waived or discharged unless such waiver, modification or discharge is agreed to in writing signed by both the Buyer and Zorpro.

5. Entire Agreement. These terms and conditions constitute the entire agreement between the parties and supersede any prior proposals, advertisements, negotiations, understandings, agreements or representations.

Return Policy:

We do not accept any returns on products sold. If an item sold by Zorpro is under warranty we will fix or replace the broken item.