








# Titmus V4 Pennsylvania Vision Screener

## Slide Package (SH # 52791)

Slide	Slide Name	Testing Function	Testing Function Detail	Image
1	52-194 LEA SYMBOLS®	LEA SYMBOLS® TEST - FAR	LEA SYMBOLS® to test Binocularity and Acuity, left & right eye.	 20/100 20/40 20/32 20/25 20/20
2	SMPS-40-1 MI Preschool Acuity	Acuity, Right & Left Eye	Visual acuity testing using the Michigan Preschool Test. Right and Left Eye images are different. Administer test at FAR. This is part of a set of 3 slides.	
3	SMPS-40-2 MI Preschool Acuity	Acuity, Right & Left Eye	Visual acuity testing using the Michigan Preschool Test. Right and Left Eye images are different. Administer test at FAR. This is part of a set of 3 slides.	
4	SMPS-40-3 MI Preschool Acuity	Acuity, Right & Left Eye	Visual acuity testing using the Michigan Preschool Test. Right and Left Eye images are different. Administer test at FAR. This is part of a set of 3 slides.	
5	S-PED-D Pediatric Depth Test	Depth Perception	Testing depth perception in children	
6	SSLA-1 Acuity Test	Acuity, Right & Left Eye	This test checks for visual acuity of the Right and Left Eye.	
7	SA-BRL-2A Visual Acuity	Acuity, Both, Right & Left Eye	This test checks for visual acuity of Both Eyes, Right Eye and Left Eye using the same slide.	
8	SCD-1 Ishihara Color Perception	Color Perception	Tests red/green color perception. Test uses accurately reproduced Ishihara Pseudo-Isochromatic plates.	