



Example Vision Screening Results

All Measurements in Range

john doe 12-23-2011

6.0 mm 77 mm 6.0 mm

0° 0° 0° 0°

R OD L OS

SE		
-0.25		
DS	DC	Axis
-0.25	0.00	

-CYL

SE		
-0.75		
DS	DC	Axis
-0.50	-0.25	@78°

Screening Complete

All Measurements In Range

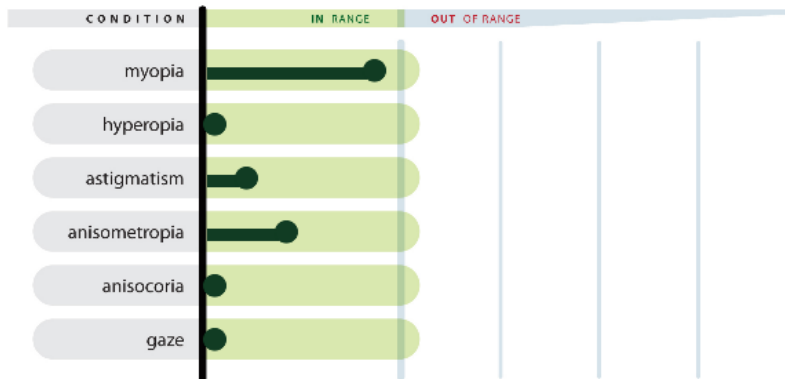
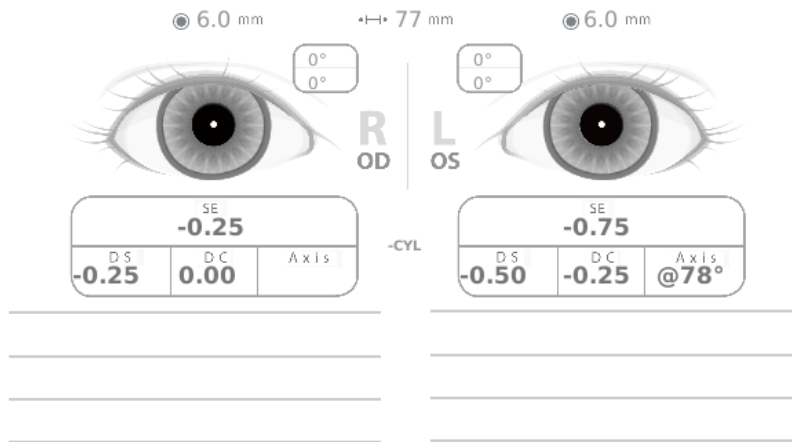
Dec 23 — 4:46 pm

All Measurements in Range



Vision Screening Result

SUBJECT ID **3** GENDER **M**
 NAME **john doe** DATE OF BIRTH **12/23/2005**
 DATE OF SCREENING **12-23-2011 4:46 pm** FILENAME **10002_20111223_164654.pdf**



Screening Complete



PediaVision® is a registered trademark of PediaVision Holdings, LLC. Copyright © 2011 by PediaVision Holdings, LLC. All rights reserved.

Vision screening does not replace a complete eye examination by an ophthalmologist or optometrist. Vision screening must be conducted regularly as eyes may change over time.

Amblyopic Precursors

john doe 1-3-2012

6.0 mm 77 mm 6.0 mm

↑1°
→4° R OD

↑1°
0° L OS

SE		
+3.00		
DS	DC	Axis
+4.00	-2.00	@99°

-CYL

SE		
+1.50		
DS	DC	Axis
+1.75	-0.75	@16°

Complete Eye Exam Recommended

Hyperopia(OD), Astigmatism(OD), Anisometropia

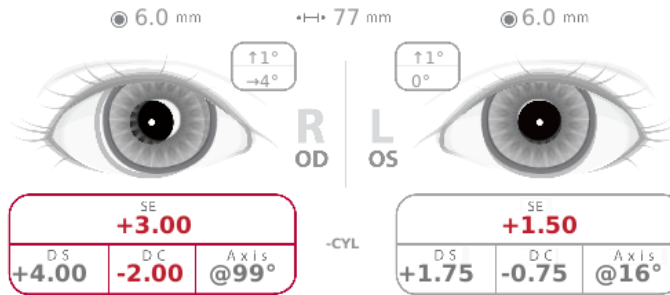
Jan 03 — 1:37 pm

Amblyopic Precursors



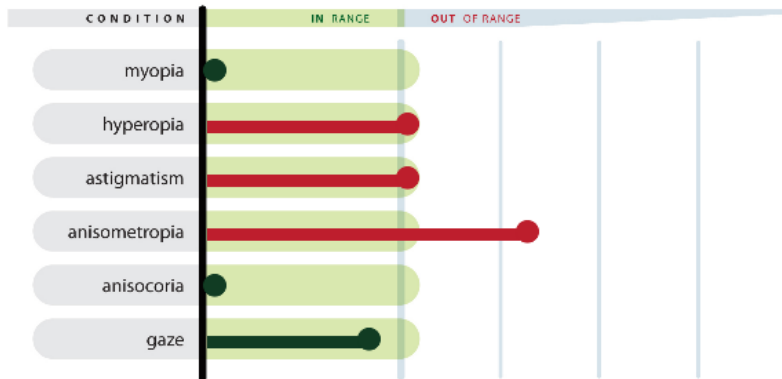
Vision Screening Result

SUBJECT ID **12** GENDER **M**
 NAME **john doe** DATE OF BIRTH **01/03/2010**
 DATE OF SCREENING **01-03-2012 1:37 pm** FILENAME **10002_20120103_133744.pdf**



- **Hyperopia** [farsighted]
- **Astigmatism** [problem focusing]

BOTH EYES • **Anisometropia** [unequal power]



Complete Eye Exam Recommended



PediaVision® is a registered trademark of PediaVision Holdings, LLC. Copyright © 2011 by PediaVision Holdings, LLC. All rights reserved.
 Vision screening does not replace a complete eye examination by an ophthalmologist or optometrist. Vision screening must be conducted regularly as eyes may change over time.

Eye MisAlignment - Esotropia

john doe 12-26-2011

6.0 mm 77 mm 6.0 mm

0°
→7°

0°
0°

R OD L OS

SE		
+2.50		
DS	DC	Axis
+2.75	-0.75	@45°

-CYL

SE		
+2.25		
DS	DC	Axis
+2.50	-0.75	@112°

Complete Eye Exam Recommended

Gaze

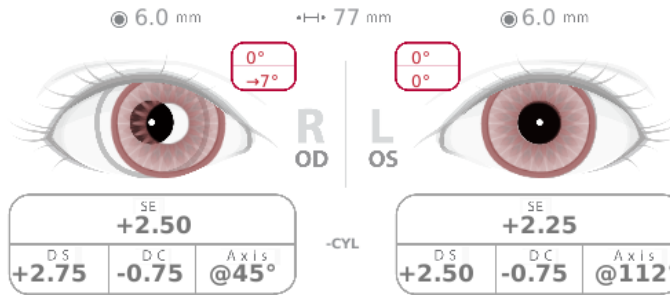
Dec 26 — 2:44 pm

Eye MisAlignment - Esotropia



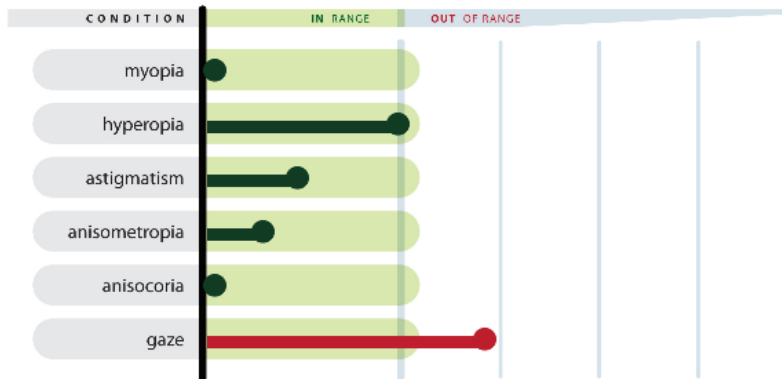
Vision Screening Result

SUBJECT ID 10 GENDER M
 NAME john doe DATE OF BIRTH 12/26/2008
 DATE OF SCREENING 12-26-2011 2:44 pm FILENAME 10002_20111226_144400.pdf



• Gaze [eye alignment]

BOTH EYES • Gaze [misalignment]



Complete Eye Exam Recommended



PediaVision® is a registered trademark of PediaVision Holdings, LLC. Copyright © 2011 by PediaVision Holdings, LLC. All rights reserved.

Vision screening does not replace a complete eye examination by an ophthalmologist or optometrist. Vision screening must be conducted regularly as eyes may change over time.

Eye Misalignment - Exotropia

john doe 12-23-2011

6.0 mm 77 mm 6.0 mm

0°
→1°

R
OD

0°
→12°

L
OS

SE		
0.00		
DS	DC	Axis
0.00	0.00	

-CYL

SE		
-0.25		
DS	DC	Axis
-0.25	0.00	

Complete Eye Exam Recommended

Gaze

Dec 23 — 4:49 pm


Eye Misalignment - Exotropia



Vision Screening Result


SUBJECT ID **11** GENDER **M**
 NAME **john doe** DATE OF BIRTH **12/23/2007**
 DATE OF SCREENING **12-23-2011 4:49 pm** FILENAME **10002_20111223_164933.pdf**

6.0 mm 77 mm 6.0 mm



R
OD

SE		
0.00		
D.S	D.C	Axis
0.00	0.00	



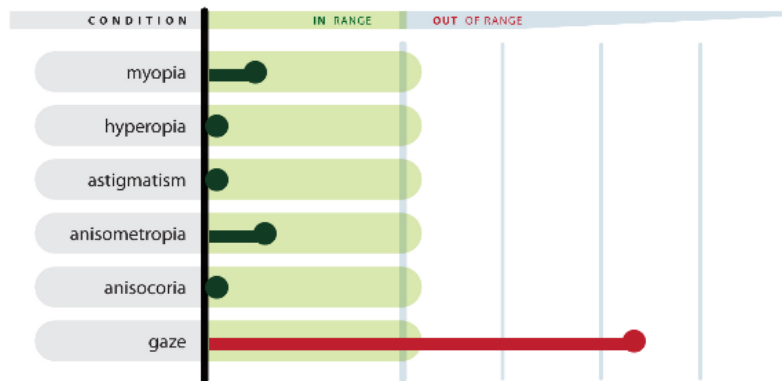
L
OS

SE		
-0.25		
D.S	D.C	Axis
-0.25	0.00	

-CYL

• Gaze [eye alignment]

BOTH EYES • Gaze [misalignment]



Complete Eye Exam Recommended



PediaVision® is a registered trademark of PediaVision Holdings, LLC. Copyright © 2011 by PediaVision Holdings, LLC. All rights reserved.
 Vision screening does not replace a complete eye examination by an ophthalmologist or optometrist. Vision screening must be conducted regularly as eyes may change over time.

Myopia (nearsighted)

john doe 12-23-2011

6.0 mm 77 mm 6.0 mm

0° 0° 0° 0°

R OD L OS

SE		
-2.75		
DS	DC	Axis
-2.25	-0.75	@43°

-CYL

SE		
-2.50		
DS	DC	Axis
-2.00	-1.00	@86°

Complete Eye Exam Recommended

Myopia(OD,OS)

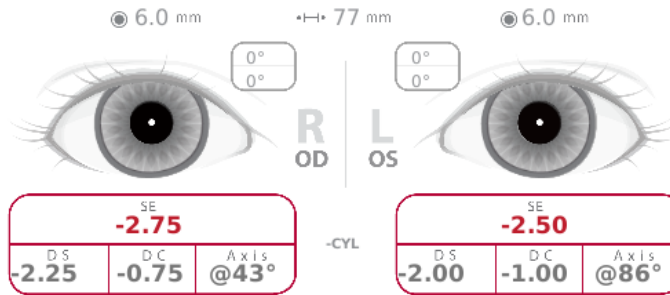
Dec 23 — 4:47 pm

Myopia (nearsighted)



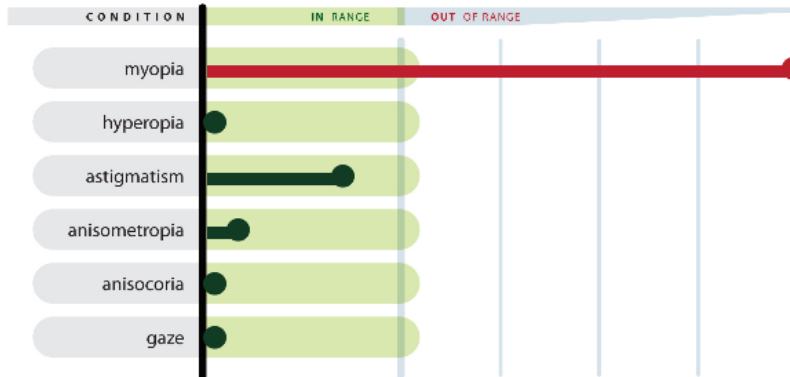
Vision Screening Result

SUBJECT ID 4 GENDER M
 NAME john doe DATE OF BIRTH 12/23/1999
 DATE OF SCREENING 12-23-2011 4:47 pm FILENAME 10002_20111223_164710.pdf



• Myopia [nearsighted]

• Myopia [nearsighted]



Complete Eye Exam Recommended



PediaVision® is a registered trademark of PediaVision Holdings, LLC. Copyright © 2011 by PediaVision Holdings, LLC. All rights reserved.

Vision screening does not replace a complete eye examination by an ophthalmologist or optometrist. Vision screening must be conducted regularly as eyes may change over time.

Hyperopia (farsighted)

john doe 12-23-2011

6.0 mm 77 mm 6.0 mm

0° 0° 0° 0°

R OD L OS

SE		
+5.00		
DS	DC	Axis
+5.25	-0.75	@43°

-CYL

SE		
+4.50		
DS	DC	Axis
+4.75	-0.75	@23°

Complete Eye Exam Recommended

Hyperopia(OD,OS)

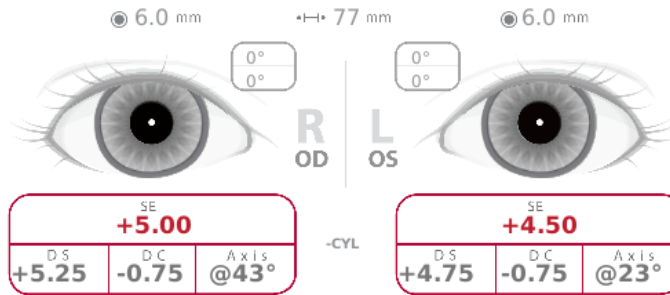
Dec 23 — 4:47 pm

Hyperopia (farsighted)



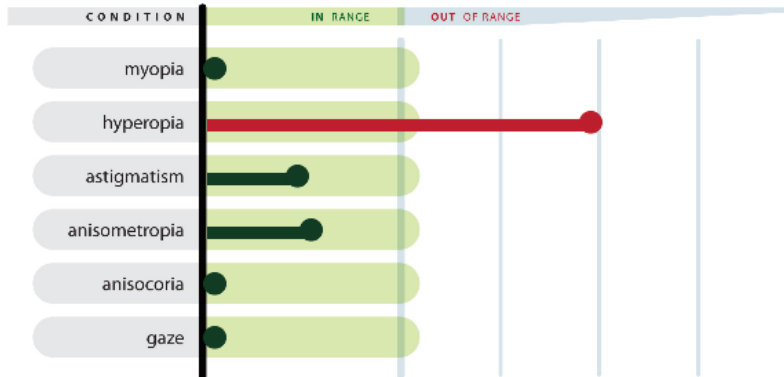
Vision Screening Result

SUBJECT ID **6** GENDER **M**
 NAME **john doe** DATE OF BIRTH **12/23/2008**
 DATE OF SCREENING **12-23-2011 4:47 pm** FILENAME **10002_20111223_164758.pdf**



• Hyperopia [farsighted]

• Hyperopia [farsighted]



Complete Eye Exam Recommended



PediaVision® is a registered trademark of PediaVision Holdings, LLC. Copyright © 2011 by PediaVision Holdings, LLC. All rights reserved.
 Vision screening does not replace a complete eye examination by an ophthalmologist or optometrist. Vision screening must be conducted regularly as eyes may change over time.

Astigmatism (blurred vision)

john doe 12-26-2011

6.0 mm 77 mm 6.0 mm

R OD L OS

SE		
+0.50		
DS	DC	Axis
+1.50	-2.25	@49°

-CYL

SE		
+0.50		
DS	DC	Axis
+1.50	-2.25	@146°

Complete Eye Exam Recommended

Astigmatism(OD,OS)

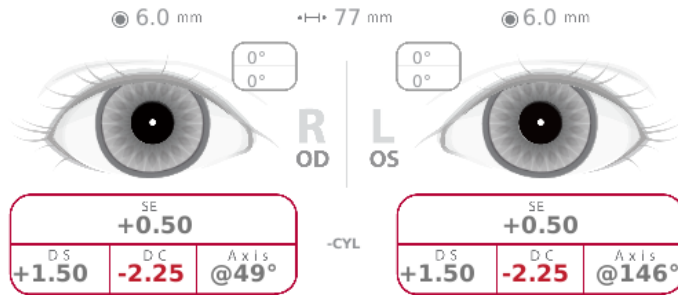
Dec 26 — 2:43 pm

Astigmatism (blurred vision)



Vision Screening Result

SUBJECT ID 8 GENDER M
 NAME john doe DATE OF BIRTH 12/26/2000
 DATE OF SCREENING 12-26-2011 2:43 pm FILENAME 10002_20111226_144310.pdf



• Astigmatism [problem focusing]

• Astigmatism [problem focusing]



Complete Eye Exam Recommended



PediaVision® is a registered trademark of PediaVision Holdings, LLC. Copyright © 2011 by PediaVision Holdings, LLC. All rights reserved.
 Vision screening does not replace a complete eye examination by an ophthalmologist or optometrist. Vision screening must be conducted regularly as eyes may change over time.

Measurements Out of Range

john doe 12-26-2011

6.0 mm 77 mm 6.0 mm

0° 0° 0° 0°

R OD L OS

SE		
-6.25		
DS	DC	Axis
-6.75	+1.25	@34°

-CYL

SE		
<-7.50		
DS	DC	Axis
<-7.50	+1.25	@56°

Complete Eye Exam Recommended

Myopia(OD,OS), Anisometropia

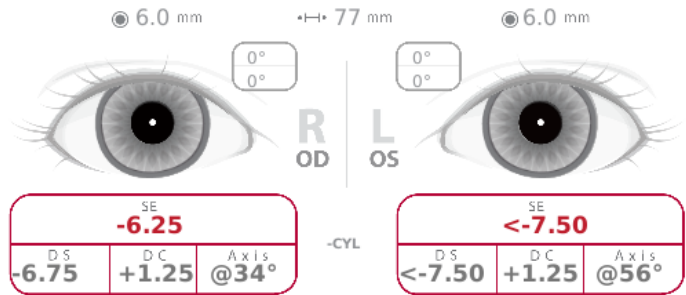
Dec 26 — 2:47 pm

Measurements Out of Range



Vision Screening Result

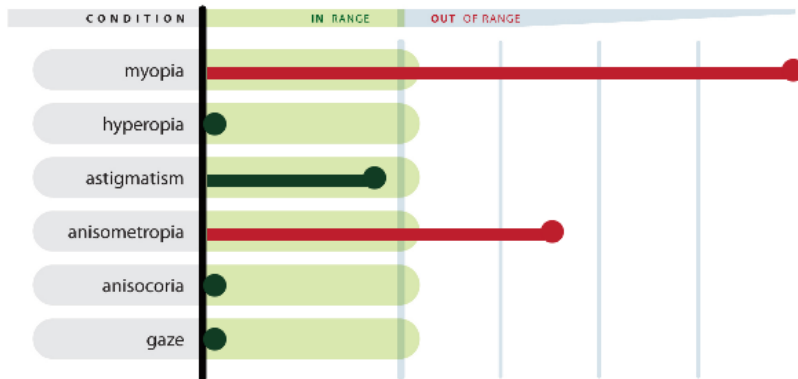
SUBJECT ID **14** GENDER **M**
 NAME **john doe** DATE OF BIRTH **12/26/1998**
 DATE OF SCREENING **12-26-2011 2:47 pm** FILENAME **10002_20111226_144717.pdf**



• Myopia [nearsighted]

• Myopia [nearsighted]

BOTH EYES • Anisometropia [unequal power]



Complete Eye Exam Recommended



PediaVision® is a registered trademark of PediaVision Holdings, LLC. Copyright © 2011 by PediaVision Holdings, LLC. All rights reserved.
 Vision screening does not replace a complete eye examination by an ophthalmologist or optometrist. Vision screening must be conducted regularly as eyes may change over time.